

ASSEMBLY INSTRUCTIONS:

Product Code : BDO-EFT-BS-R

Product Name: Eiffel Flip Top



TIME REQUIRED:

25 minutes

TOOLS REQUIRED:

Screwdriver, Electric Drill, Pencil, Measuring tape/Ruler

*Tools are not included.

SKILL REQUIRED:

Easy  Hard

The Assembly Skill Rating is a 5-point system that shows the degree of effort needed in assembling a specific product. With 1 being easy for the average person and 5 requiring an expert. For most products, two persons are recommended.

NOTE

- As this is a commercial product, some intermediate skills may be required.
 - No pre-drill holes or markings are provided on our table or desk tops.
 - Please check you have all hardware before assembling.
- If you are missing any hardware, please contact your Rapidline reseller. Please ensure you have the name of the item, required hardware part and quantity.
 - Please retain your receipt as proof of purchase to validate your warranty.
- Assemble on a clean, flat, smooth surface such as a rug or carpet to avoid parts from being scratched.
 - Remove all wrapping materials, including staples and packing straps before you start to assemble
 - Keep all hardware parts out of reach of children.

CAUTION


- Heavy product. Do not attempt to lift or move without help
- Do not tighten screws and bolts until completely assembled.
- Do not use this product unless all bolts and screws are firmly secured and tightened.

WARNING

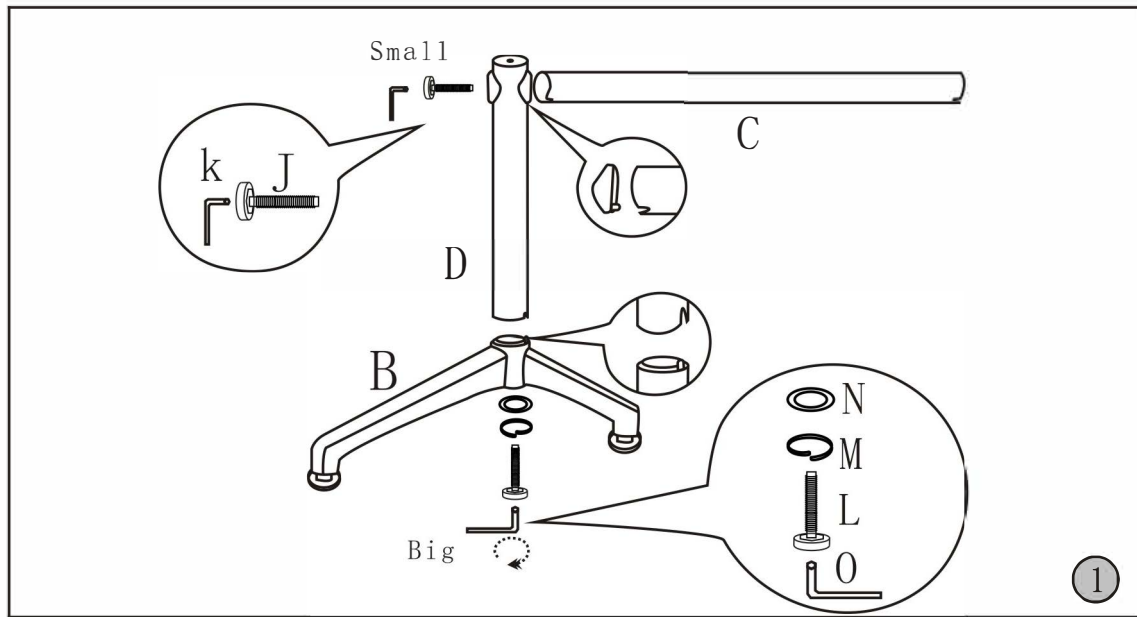
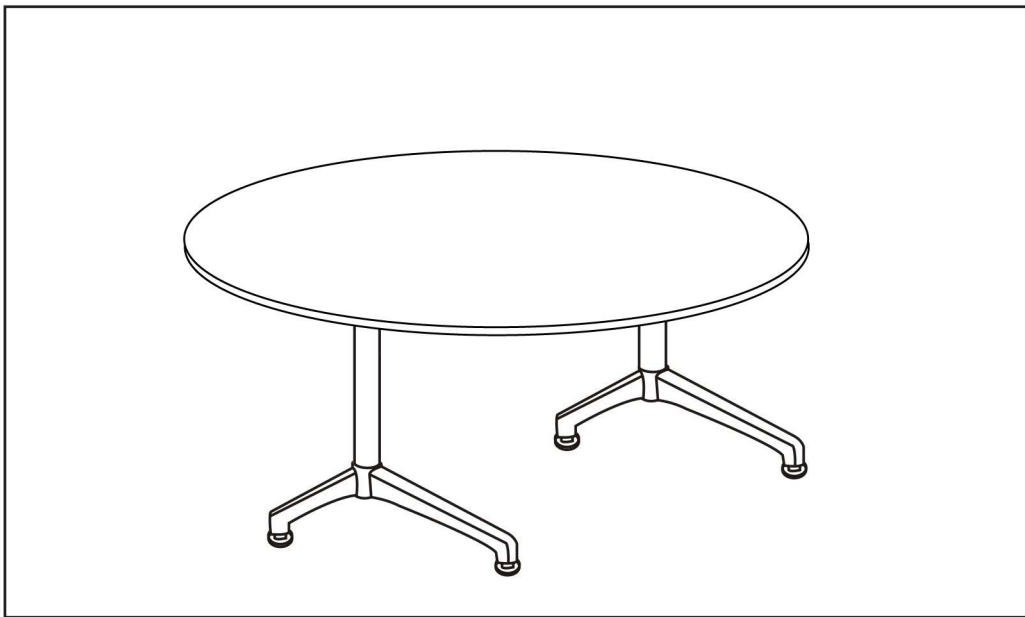
- If parts are missing, broken, damaged or worn stop using the product until all repairs are made.
 - Failure to follow these warnings could result in serious injury.

ASSEMBLY INSTRUCTIONS

MODEL: BDO-EFT-BS
EIFFEL FLIP TOP TABLE



WEIGHT
CAPACITY



A		1PC
B		2PC
C		1PC
D		2PC
E		2PC
G		2PC
H		1PC

J		2PC
K		Small 1PC
L		4PC
M		4PC
N		4PC
O		Big 1PC
P		∅ 5*25MM 8PC
Q		∅ 5*30MM 12PC

