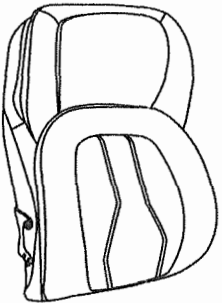
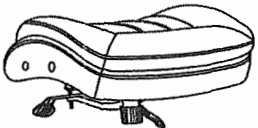
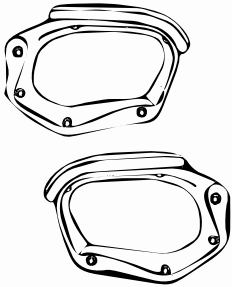
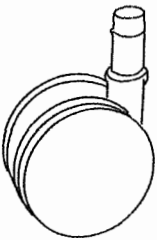





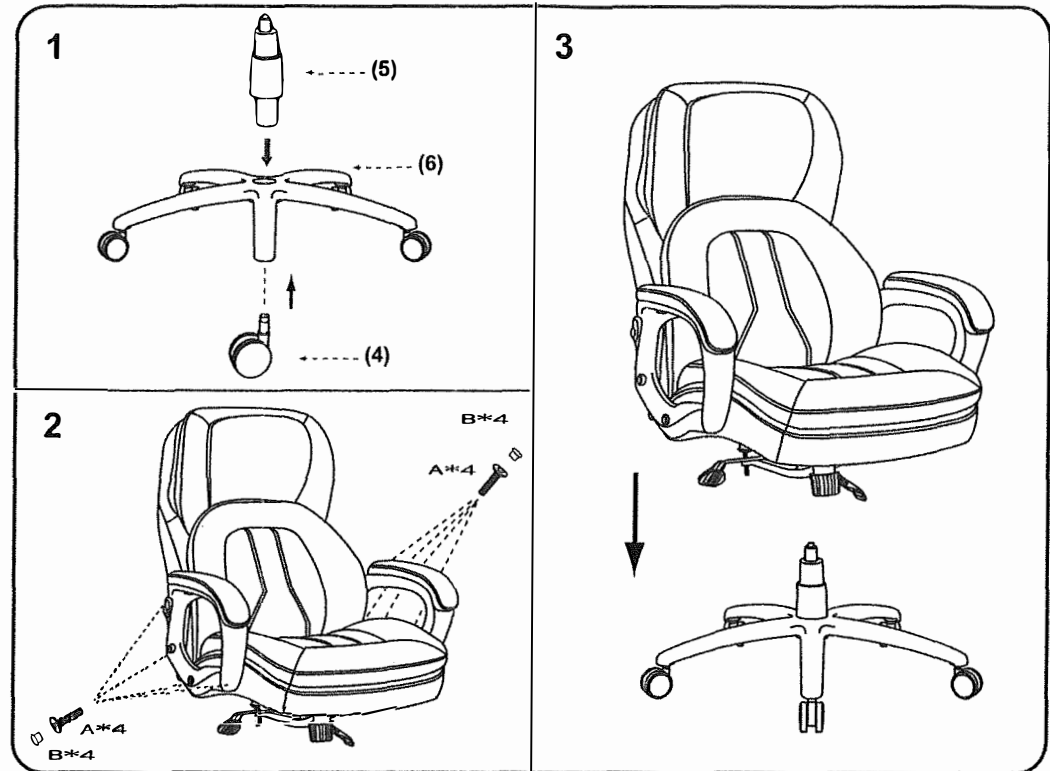


(1)x1	(2)x1	(3)x1 (L)x1 (R)
		
Back Cushion	Seat Cushion & Mechanism	Left-Arm-L Right-Arm-R
(4)x5	(5)x1	(6)x1
		
Caster	Gas Lift W/ Cover	Base
(A)*8		M8*40 ARM SCREW
(B)*8		ARM CAP
(C)*1		ALLEN KEY



It is important to assemble all parts so that the directional "Arrows" point in the same direction. Make certain that all screws are FULLY tightened before using the chair. Each month, check all screws and tighten any that may have loosened.

