bdo furniture

Game Chair

Installation Guide

IMPORTANT NOTES!

Prior to installment, use or maintenance of the chair frame, any installer and any user of the chair must study this assembly and operation manual carefully, so as to gain a complete understanding of its content.

TOOLS REQUIRED:

Philips Screwdriver Screw Driller



STEP 1: Position seat shell and frame adaptor on chair frame.

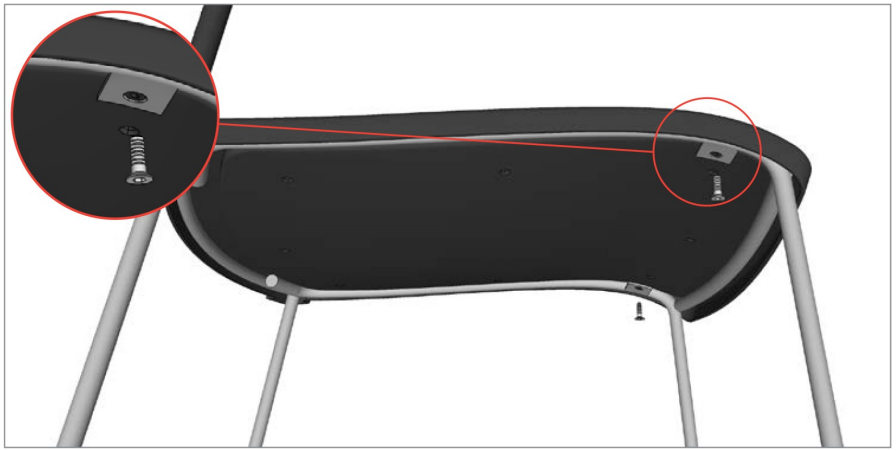

STEP 2: Fully tighten seat shell to chair frame with provided screws.

STEP 3: Insert seat pad into seat shell recess.

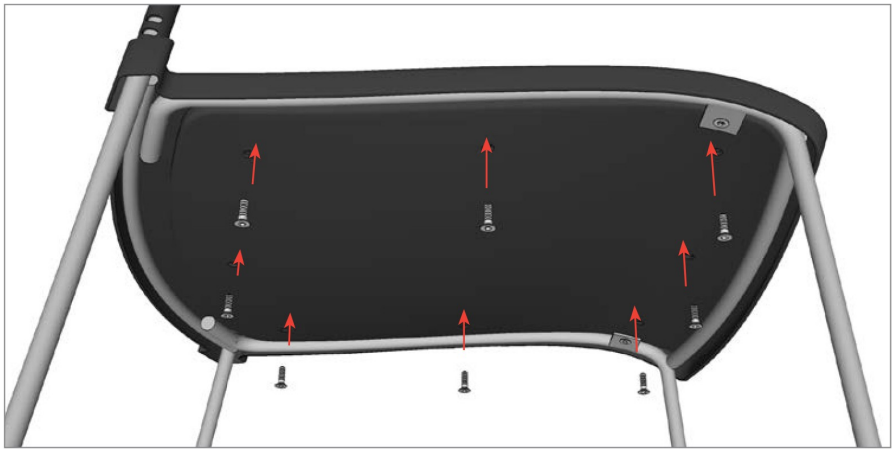

STEP 4: Fully tighten seat shell to chair frame with provided screws.

STEP 5: Silde back shell over chair frame.

STEP 6: Fully tighten back shell to chair frame with provided screws.

STEP 7: Mount back pad into back shell.



STEP 8: Pre-drill holes into the back shell, fully tighten the back pad to back shell with provided screws.