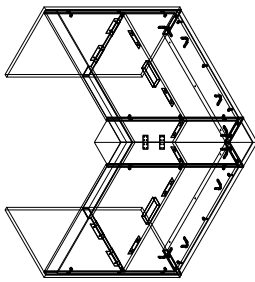

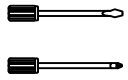







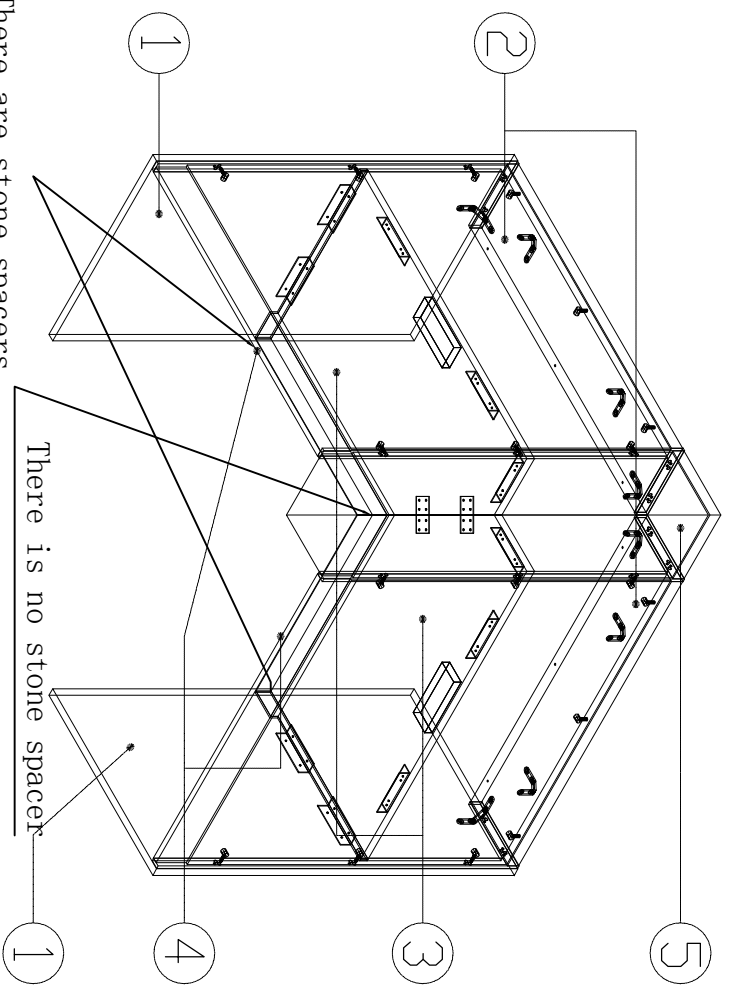


| TOOLS | Connecting Parts | | | |  |
|--|---|---|--|--|--|
|   |  X18  X8  X2 |  X18  X2 |  X10  X72 | | |

CF-101
Assembly Drawing



There are stone spacers

There is no stone spacer

When assembling the various modules the desktop stone spacers are only to be used between the end of the desk top and the side panel.

i.e. only 2 stone spacers to be used for each reception counter.

Individual desk tops will join together without the use of a stone spacer

