

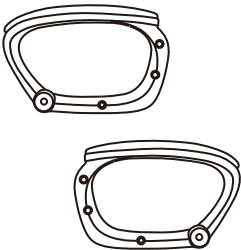
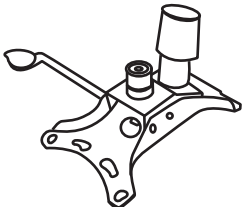
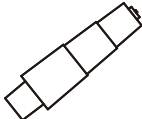





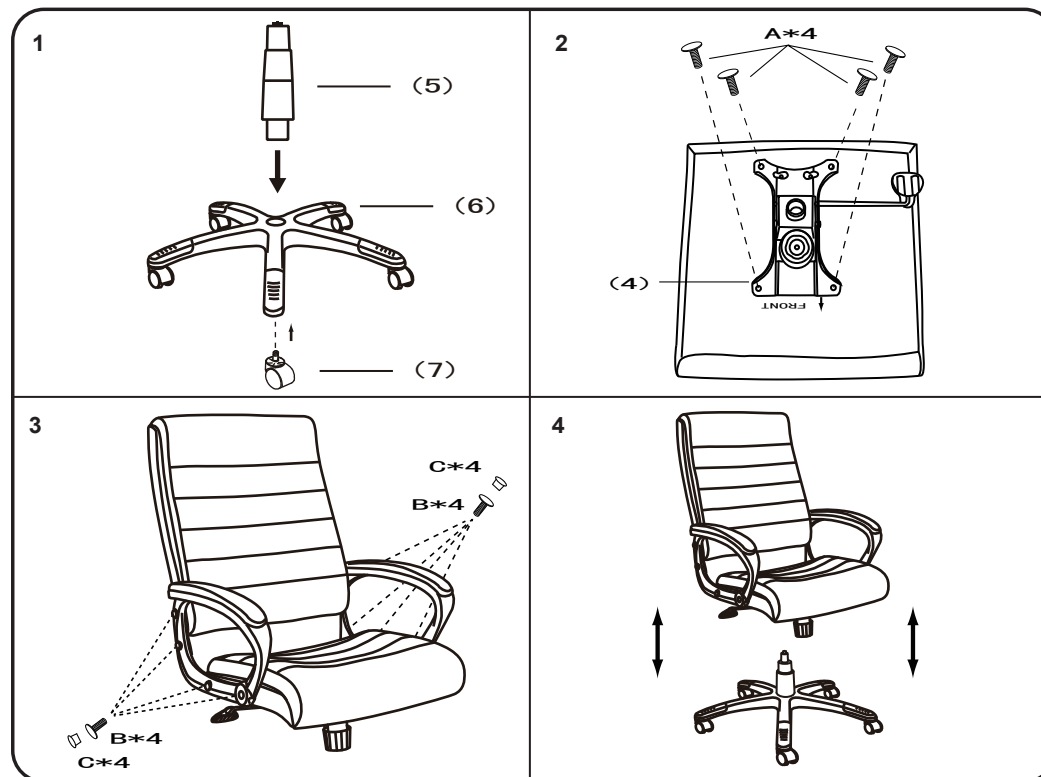


MODEL: YS333

(1)x1	(2)x1	(3)x1(L)x1(R)
		
(4)x1	(5)x1	(6)x1
		
(7)x5	<p>Please unscrew all screws from cushion before assembly.</p> <p>(A)*4  M8*22 MECHANISM SCREW</p> <p>(B)*8  M6*18 ARM SCREW</p> <p>(C)*8  ARM CAP</p>	
		



It is important to assemble all parts so that the directional "Arrows" point in the same direction. Make certain that all screws are **FULLY** tightened before using the chair. Each month, check all screws and tighten any that may have loosened.



Warning: Do not stand on the seat for any purposes