

ASSEMBLY INSTRUCTIONS:

Product Code : ZOOM BL + ZOOM TABLET

Product Name: Zoom Chair with Tablet



TIME REQUIRED:


15 minutes

TOOLS REQUIRED:

Screwdriver, Electric Drill, Pencil, Measuring tape/Ruler

*Tools are not included.

SKILL REQUIRED:

Easy  Hard

The Assembly Skill Rating is a 5-point system that shows the degree of effort needed in assembling a specific product. With 1 being easy for the average person and 5 requiring an expert. For most products, two persons are recommended.

NOTE

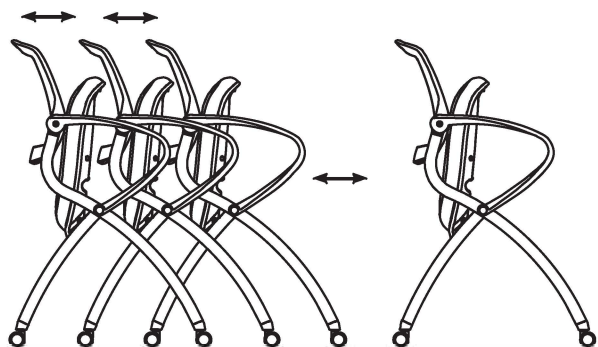
- As this is a commercial product, some intermediate skills may be required.
 - No pre-drill holes or markings are provided on our table or desk tops.
 - Please check you have all hardware before assembling.
- If you are missing any hardware, please contact your Rapidline reseller. Please ensure you have the name of the item, required hardware part and quantity.
 - Please retain your receipt as proof of purchase to validate your warranty.
- Assemble on a clean, flat, smooth surface such as a rug or carpet to avoid parts from being scratched.
- Remove all wrapping materials, including staples and packing straps before you start to assemble
 - Keep all hardware parts out of reach of children.

CAUTION

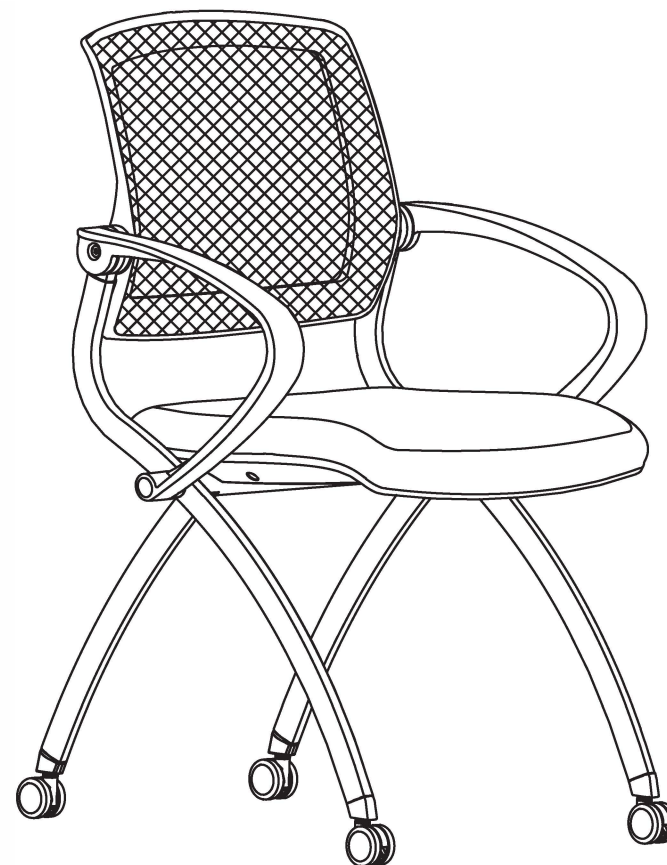
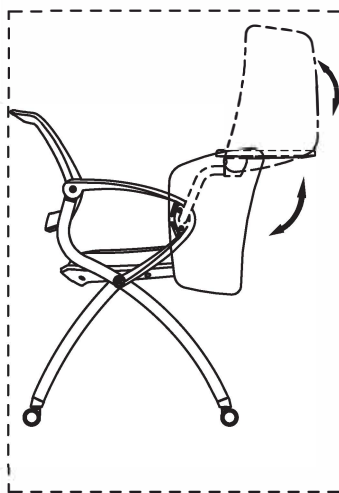
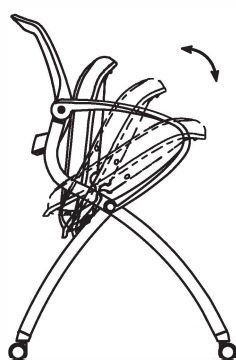
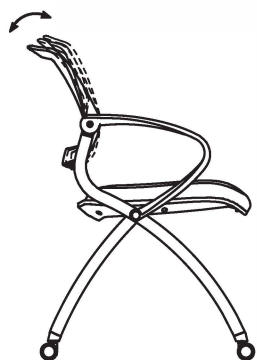
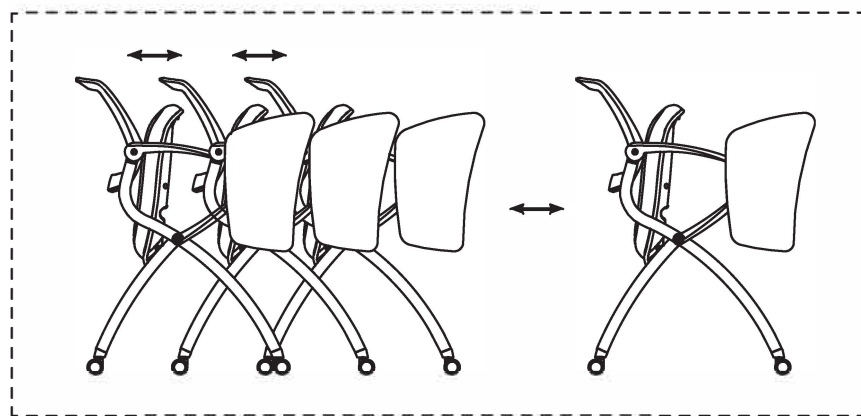
- Heavy product. Do not attempt to lift or move without help
- Do not tighten screws and bolts until completely assembled.
- Do not use this product unless all bolts and screws are firmly secured and tightened.


WARNING

- If parts are missing, broken, damaged or worn stop using the product until all repairs are made.
- Failure to follow these warnings could result in serious injury.




BDO Furniture Group
"MAKING FURNITURE EASY"






A 2PCS




F 1/4"*25.5 2PCS




B 1PCS

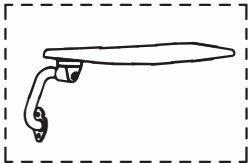
Optional Accessories



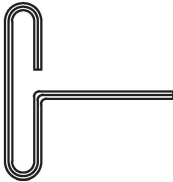
H 1PCS




C 2PCS



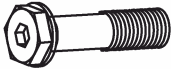
I 1PCS



D M4 2PCS

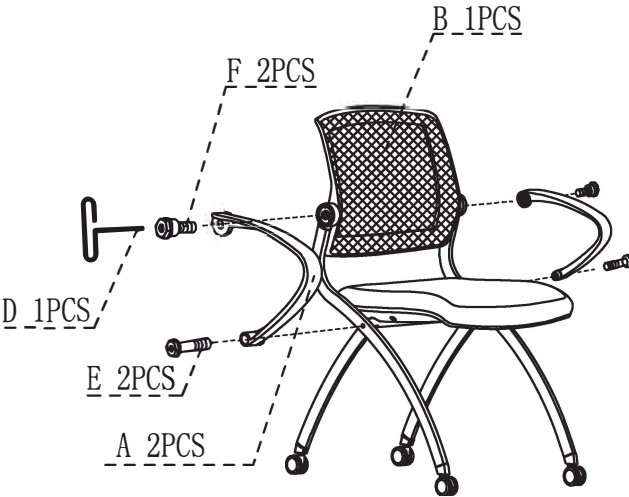


J 1/4"*1/2" 2PCS



E 1/4"*1-1/4" 2PCS

①



A 2PCS

E 2PCS

D 1PCS

F 2PCS

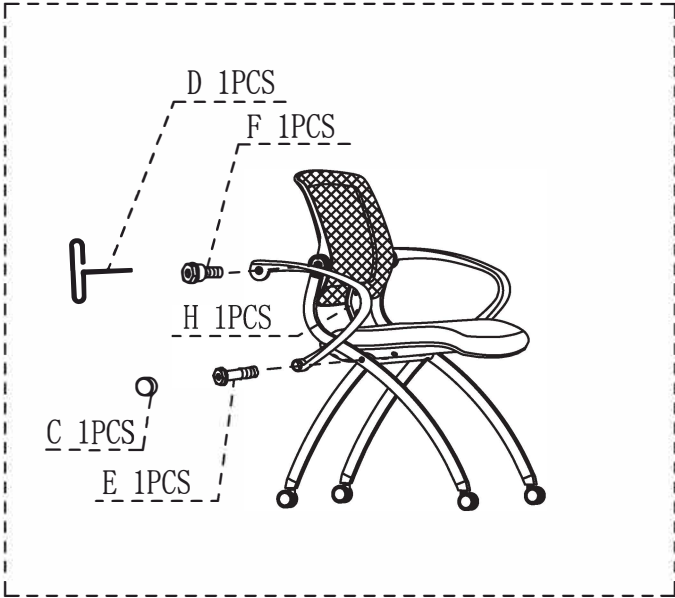
B 1PCS

②



C 2PCS

③



D 1PCS

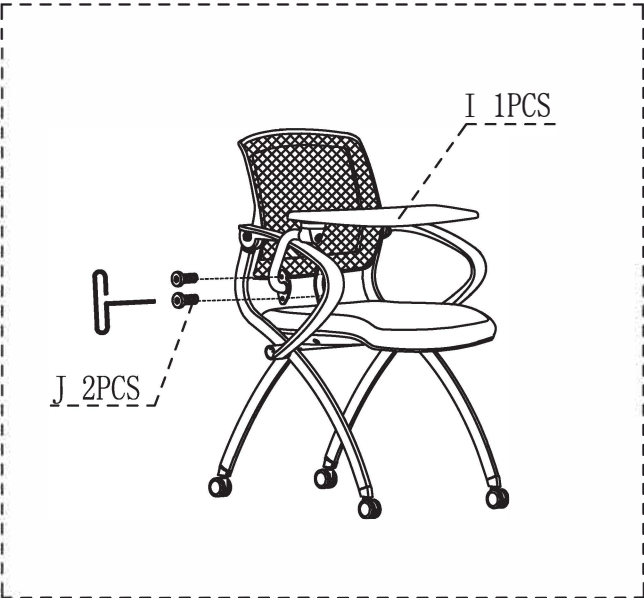
F 1PCS

H 1PCS

C 1PCS

E 1PCS

④



I 1PCS

J 2PCS